

Sundance Spas 980 Lisbon™

Specifications

Dimensions:	89" x 89" x 34" (226 cm x 226 cm x 86.4 cm)
Seating Capacity:	5-6 Adults
Dry Weight:	819 lbs (371 kg)
Filled Weight (Spa Volume):	4,822 lbs (2,187 kg)
Filled Weight (Average Fill):	3,905 lbs (1,771 kg)
Water Capacity (Spa Volume):	480 US Gal (1,817 Liters)
Water Capacity (Average Fill):	370 US Gal (1,401 Liters)
Controls:	980 iTouch™ Glass Interface LCD Control, Displays Temperature, Time, Cycles and Jet/Air System Control. Offers Customizing of Filtration Cycles, Lighting, Water Temperature Setting and other features
Water Delivery:	2 TheraMax High-Flow Pumps and 8-Hour Dynamic Flow Circulation System
Pump 1:	North America (60 Hz): 1-Speed/2.5 HP Continuous, 11.3A Max., 56 Frame Export (50 Hz): 1-Speed/2.0 HP Continuous, 7A Max.
Pump 2:	North America (60 Hz): 1-Speed/2.5 HP Continuous, 11.3A Max., 56 Frame Export (50 Hz): 1-Speed/2.0 HP Continuous, 7A Max.
Pump 3:	High-Output Dynamic Flow, 8-Hour Filter/Circulation Pump (35 gpm) Programmable for Daily Start Time and Duration
Total Hydrojets:	44
Seat A Jets:	4 Fluidix Reflex
Seat B Jets:	1 Vortex
Seat C Jets:	12 Fluidix-ST, 2 Fluidix Nex
Seat D Jets:	1 Fluidix Intelli-Jet, 2 Accu-Pressure
Seat E Jets:	2 Fluidix Nex, 6 Fluidix Reflex, 2 Pulsator, 2 Vortex, 6 Focus-Relief
Seat F Jets:	2 Pulsators
Footwell Jets (G):	2 Vortex
Air Blower:	High-efficiency, 1-Speed
Aromatherapy Delivery:	8 Silent Air® Injector Jets with Quiet High Speed Air Pump
Air Controls/Massage Selectors:	4/2
Filter:	MicroClean® Ultra Filtration System, 130 ft² (2 interlocking cartridge filters)
Water Treatment:	Automatic Brominator and Dynamic Flow Circulation System; Factory installed CLEARARRAY® Water Purification System
Water Treatment (Optional):	Factory installed CLEARARRAY PRO ₃ TECT
Lighting:	Multicolored LED Lighting System (1 Waterfall, 1 Footwell), Exterior Corner Lights, Seat Accent Lights
Synthetic Cabinet:	Available in Coastal, Mahogany
Shell Colors:	Platinum, Celestite (Gypsum), Sahara, Oyster (Opal), Copper Sand, Monaco, Midnight, Caribbean Surf, Sandstone, Porcelain Export: All North American Colors
Headrests:	3
Heater:	Low Flow 5.5 kW With Titanium Element Export (50 Hz): Low Flow 2.7 kW with Titanium Element
Electrical Requirements:	North America (60 Hz): 240 VAC@40A/50A or 60A; Export (50 Hz): 230-240 VAC@1x20A, 1x16A/1x20A, 3x16A (see manual for more configurations); or Suitable Rated Circuit Breaker To Comply With Local Electrical Regulations. Certain Countries May Require 2 Power Inputs; Two GFCI/RCD Breakers are Required For This Configuration.
Limited Warranty*:	North America (60 Hz): 10 Years Shell, 7 Years Shell Surface, 5 Years Plumbing Component Leaks, 5 Years Equipment and Controls, 5 Years Cabinet, 5 Years Jets, 2 Years Lights, 1 Year Stereo Export (50 Hz): 10 Years Shell, 7 Years Shell Surface, 5 Years Plumbing Component Leaks, 5 Years Equipment and Controls, 5 Years Cabinet, 5 Years Jets, 2 Years Lights, 2 Years Stereo
Waterfall Feature:	Adjustable Flow Rate; Colored Lighting
Audio System (Optional):	Factory Installed BLUEWAVE® 2.0 Wireless Spa Stereo System with Auxiliary 3.5 mm headphone jack connection, Bluetooth® compatible, 4 premium speakers and a powered subwoofer
Special Features:	Factory Installed SmartTub™ module



*(See Warranty Document for Specific Details)

Dimensions/Specifications Subject To Change Without Notice

Sundance Spas 980 Lisbon


Operation/Seat Depths



- (A)** Air Control - Activates Seat A Jets (4 Fluidix Reflex) Seat B Jets (1 Vortex) and Seat F Jets (2 Pulsator)
- (B)** Massage Selector [Pump 2] - Adjusts Massage Level Between Seat C Jets + Seat B Jets and Seat A Jets
- (C)** Air Control - Activates Seat C Jets (2 Fluidix Nex, 12 Fluidix ST)
- (D)** Waterfall Selector [8-Hour Circ. Pump] - Controls Waterfall Output
- (E)** Air Control - Activates Seat E Jets (2 Fluidix Nex, 6 Fluidix Reflex, 2 Vortex, 2 Pulsators)
- (F)** Massage Selector [Pump 1] - Adjusts Massage Level Between the Seat D Jets + Footwell Jet and Seat E Jets
- (G)** Air Control - Activates Seat D (1 Fluidix Intelli-Jet, 2 Accu-Pressure) and Footwell Jets (2 Vortex)
- (H)** SunScents Dispenser

- Jets Pump 1: Seat E (2 Vortex Jets) are always on when this pump is running.
- Jets Pump 2: Seat F (2 Pulsator Jets) and Seat C (2 Nex Jets) are always on when this pump is running.

44 Total Jets




Spa Operation Subject To Change Without Notice

SEAT DEPTHS

- A = 24.38" (61.93 cm)**
- B = 22.13" (56.21 cm)**
- C = 27.38" (69.55 cm)**
- D = 26.00" (66.04 cm)**
- E = 26.38" (67.00 cm)**
- F = 16.50" (41.91 cm)**
- G = 30.00" (76.20 cm)**

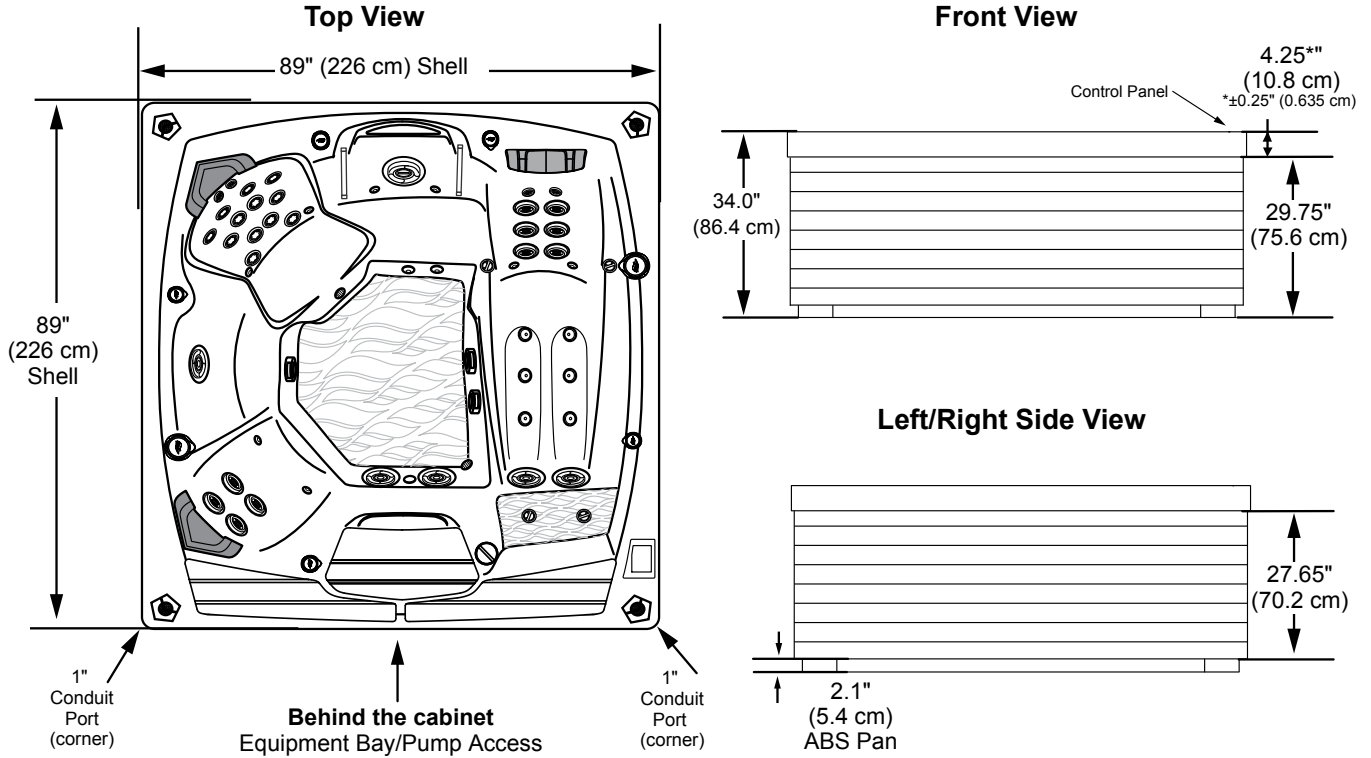
Listed dimensions represent distance from top of acrylic to lowest point in seat. **Tolerance ± 0.5" (1.27 cm).**



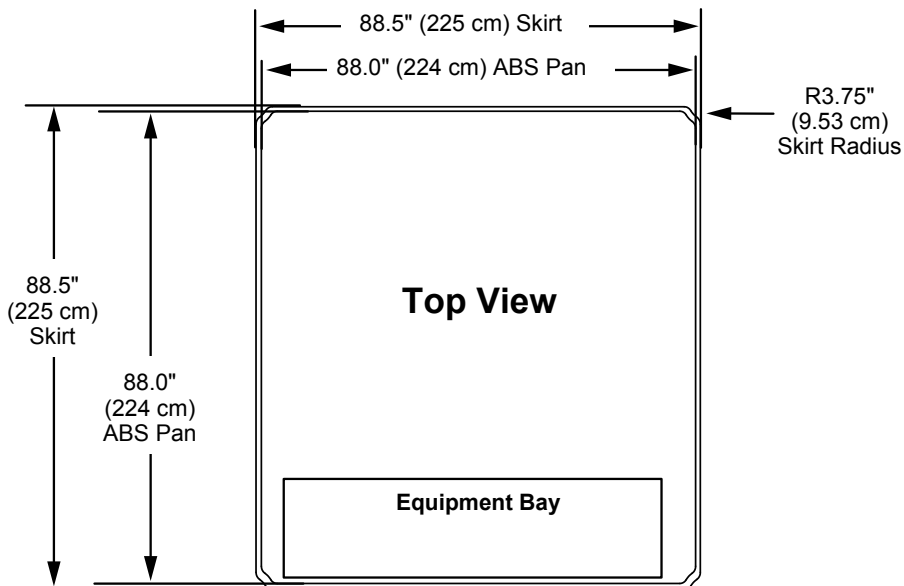
Dimensions/Specifications Subject To Change Without Notice

Sundance Spas 980 Lisbon

Portable Dimensions



IMPORTANT! Always measure each hot tub for exact dimensions BEFORE designing its foundational support and/or decking.



Dimensions/specifications subject to change without notice. Tolerance: $\pm 0.5"$ (1.27 cm)

Dimensions/Specifications Subject To Change Without Notice