


Sundance Spas 680 Denali®

Specifications


Dimensions:	78.5" Round x 36" (200 cm Round x 91.5 cm)	
Seating Capacity:	4 Adults	
Dry Weight:	560 lbs (254 kg)	
Filled Weight (Spa Volume):	3,062 lbs (1,389 kg)	
Filled Weight (Average Fill):	2,562 lbs (1,162 kg)	
Water Capacity (Spa Volume):	300 US Gal (1,136 Liters)	
Water Capacity (Average Fill):	240 US Gal (908 Liters)	
Controls:	Solid-State Electronic Controls with LCD Readout, Programmable Water Temperature, Filtration, and Heat Cycles	
Water Delivery:	1 High Flow Pump	
Pump 1:	North America (60 Hz): 1.5 HP/2-Speed Continuous, 11.0A max., 48 Frame	
	Export (50 Hz): 2.0 HP/2-Speed Continuous, 8.0A max.	
Total Hydrojets:	20	
Seat A Jets:	3 DXL	Textured Jets are standard. Stainless Steel is an option.
Seat B Jets:	3 DVX	
Seat C Jets:	8 DX	
Seat D Jets:	4 DXL	
Footwell Jet (E):	1 DVX	
Divert-A-Jet:	1	
Air Controls/Massage Selectors:	3 Air Controls; No Massage Selectors	
Filter:	50 ft² Filter Cartridge System	
Water Treatment:	Factory installed CLEARRAY® Water Purification System	
Lighting:	SunGlow Multi-Color LED Light	
Synthetic Cabinet:	Available in Coastal, Mahogany, Autumn Walnut	
Shell Colors:	North America: Platinum, Celestite (Gypsum), Sahara, Oyster (Opal), Copper Sand, Monaco, Midnight, Caribbean Surf, Sandstone, Porcelain	
	Export (50 Hz): All North American colors	
Heater:	North America (60 Hz): High-Flow, 1 kW@120 VAC or Convertible to 4 kW@240 VAC;	
	Export (50 Hz): High-Flow, 2.7 kW	
Electrical Requirements:	North America Convertible Model (60 Hz): 120 VAC@15A with Supplied GFCI Cord or 240 VAC@30A or 40A (Hard Wired Only);	
	Export (50 Hz): 230-240 VAC@1x20A or 2x16A (see manual for more configurations); or Suitably Rated Circuit Breaker to Comply with Local Electrical Regulations. Certain Countries May Require 2 Power Inputs; Two GFCI/RCD Breakers are Required for This Configuration.	
Limited Warranty*:	North America (60 Hz): 5 Years Shell, 2 Years Shell Surface, 2 Years Plumbing Component Leaks, 2 Years Equipment and Controls, 1 Year Cabinet, 1 Year Jets	
	Export (50 Hz): 5 Years Shell, 2 Years Shell Surface, 2 Years Plumbing Component Leaks, 2 Years Equipment and Controls, 1 Year Cabinet, 1 Year Jets	
Audio System (Optional):	Audio System Not Offered on This Model	
Special Features:	Factory Installed SmartTub™ module (North American only)	

*(See Warranty Document for Specific Details)

Dimensions/Specifications Subject To Change Without Notice

Sundance Spas 680 Denali

Operation/Seat Depths



(A) Air Control - Activates the Divert-A-Jet (D)

(B) Air Control - Activates Seat A Jets (3 DXL), Seat B Jets (3 DVX), Seat D Jets (4 DXL)

(C) Air Control - Activates Seat C Jets (8 DX) and Footwell Jet (1 DVX)

(D) Divert-A-Jet - Adjusts Massage Levels Between itself and Seat A Jets + Seat B Jets + Seat D Jets

Seat C Jets + All Footwell Jets are on all the time when the jets pump is running.

20 Total Jets



DX Jets
(8)



DXL
Jets (7)



DVX
Jet (4)



Divert-A-Jet
(1)

Spa Operation Subject To Change Without Notice

SEAT DEPTHS

A = 24.75" (62.87 cm)

B = 26.75" (67.95 cm)


C = 26.75" (67.95 cm)

D = 26.75" (67.95 cm)

E = 17.00" (43.18 cm)

F = 32.00" (81.28 cm)

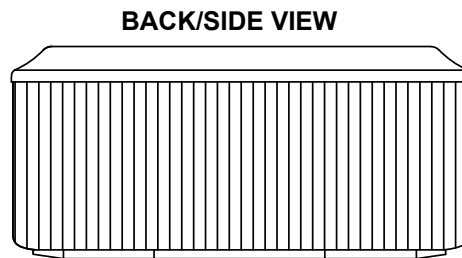
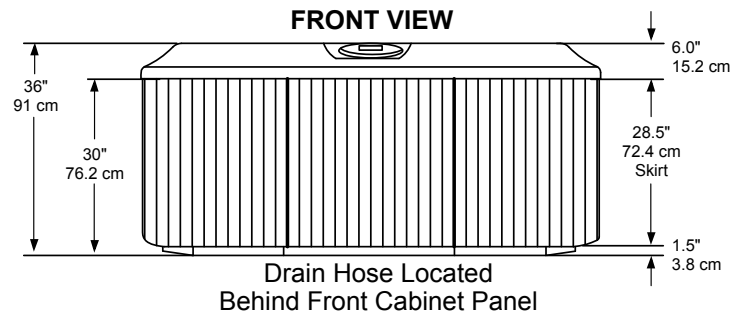
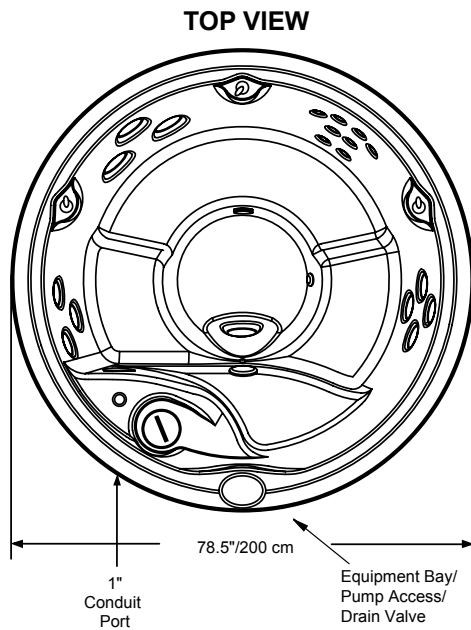
Listed dimensions represent distance from top of acrylic to lowest point in seat. **Tolerance $\pm 0.5"$ (1.27 cm).**



Dimensions/Specifications Subject To Change Without Notice

Sundance Spas 680 Denali

Portable Dimensions



IMPORTANT! Always measure each hot tub for exact dimensions BEFORE designing its foundational support and/or decking.

