

Paisley 20 Jets

Specifications

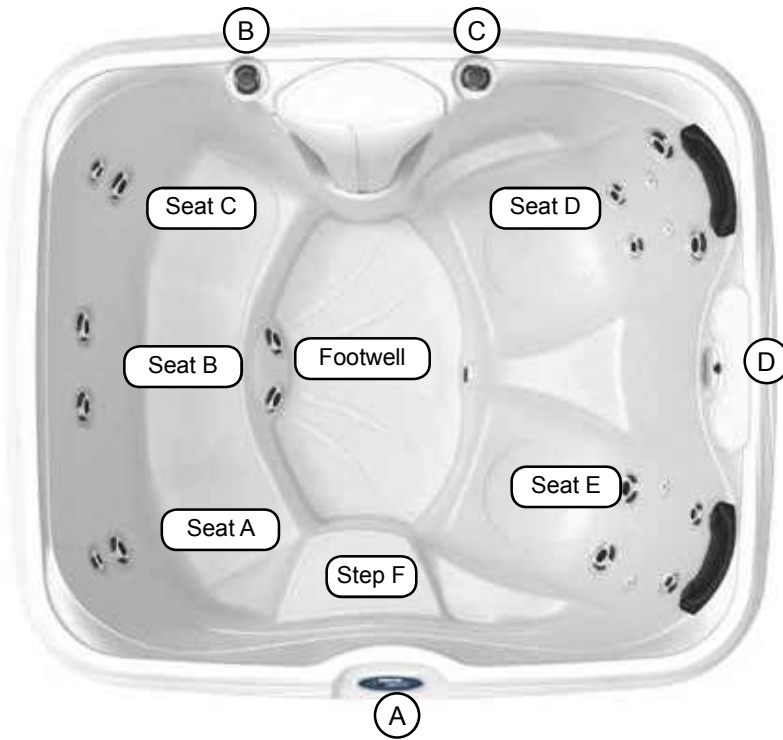
Seating Capacity	5 Adults	
Dimensions	78" x 68" x 32" (198 cm x 173 cm x 81 cm);	
Dry Weight	285 lbs (129 kg)	
Filled Weight (Spa Volume)	3,120 lbs (1,415 kg)	
Filled Weight (Average Fill)	2,404 lbs (1,090 kg)	
Water Capacity (Spa Volume)	340 US gallons (1,287 Liters)	
Water Capacity (Average Fill)	254 US gallons (961 Liters)	
Electronic Controls	Digital Touch Controller. Offers customizing of cleaning cycles and water temperature setting.	
Pump 1	North America (60 Hz): 2-Speed, 2.0 HPR continuous	
Export (50 Hz):	2-Speed, 1.5 HP	
Pump 2	N/A	
Export (50 Hz):	N/A	
Circulation Pump	N/A	
Total Jets	20	
Seat A Jets	1 DirectionalMax1, 1 DirectionalMax2	
Seat B Jets	2 DirectionalMax1	
Seat C Jets	1 DirectionalMax2, 1 DirectionalMax2	
Seat D Jets	2 DirectionalMax1, 2 DirectionalMax2, 2 DirectMiniMax	
Seat E Jets	2 DirectionalMax1, 2 DirectionalMax2, 2 DirectMiniMax	
Footwell (F) Jets	2 DirectionalMax1	
Massage Selectors	N/A	
Air Controls	2	
Water Management System	One Easy Kleen 30 ft ² filter cartridge; Optional factory installed Ozone	
Export (50 Hz):	Optional factory installed Ozone	
LED Lighting	Multicolor Waterfall light; Footwell light, Exterior corner lights (8 qty)	
Shell/Cabinet Colors	Mystic Sparkle, Tuscan Sparkle, Night Sparkle, Glacier Sparkle	
Headrests	2	
Waterfalls	One with independent flow rate (on or off) adjustment; powered by pump 1	
Heater:	Hi Flow 1.0kW/4kW	
Export (50 Hz):	Hi Flow 3.0kW	
Electrical Requirements:	North America (60 Hz): Convertible 120 VAC@15A or 240 VAC@30A, 40A	
	Export (50 Hz): 230-240V@1x16A, 1X32A	
Warranty*	North America (60 Hz): Spa Shell - 5 Years (date of purchase) or 6 Years (date of manufacture) Electrical Components - 1 Year (date of purchase) or 2 Years (date of manufacture) Plumbing Components - 1 Year (date of purchase) or 2 Years (date of manufacture) Cover - 1 Year (date of purchase) or 2 Years (date of manufacture) Labor - 1 Year (date of purchase) or 2 Years (date of manufacture)	
	Export (50 Hz): Spa Shell - 5 Years (date of purchase) or 5 Years and 6 months (date of manufacture) Electrical Components - 2 Years (date of purchase) or 2 Years and 6 months (date of manufacture) Plumbing Components - 2 Years (date of purchase) or 2 Years and 6 months (date of manufacture) Cover - 2 Years (date of purchase) or 2 Years and 6 months (date of manufacture) Labor - 2 Years (date of purchase) or 2 Years and 6 months (date of manufacture)	
Special Features	Optional Suite Package Add-On	

*(See Warranty Document for Specific Details)

Dimensions/Specifications are Subject to Change Without Notice

Paisley 20 Jets

Massage Selector/Air Control Diagram



- (A) Topside Control - Activate Jets Pump, Light and Control Water Temperature
- (B) Air Control - Activates Seat A Jets (1 DirectionalMax1 Jet, 1 DirectionalMax2 Jet), Seat B Jets (2 DirectionalMax1 Jets), Seat C Jets (1 DirectionalMax1 Jet, 1 DirectionalMax2 Jet), Footwell Jets (2 DirectionalMax2 Jets)
- (C) Air Control - Activates Seat D Jets (2 DirectionalMax1 Jets, 2 DirectionalMax2 Jets, 2 DirectMiniMax Jets), Seat E Jets (2 DirectionalMax1 Jets, 2 DirectionalMax2 Jets, 2 DirectMiniMax Jets)
- (D) Water Feature Control - Controls Water Feature Output.

- Jet Pump 1: All seats and footwell jets

20 Total Jets

DirectionalMax1
Jets (10)

DirectionalMax2
Jets (6)

DirectMiniMax
Jets (4)



Spa Operation Subject to Change without Notice

Seat Depths

Listed dimensions represent distance from top of spa to lowest point in seat.
Tolerance: $\pm 0.5"$ (1.27 cm)

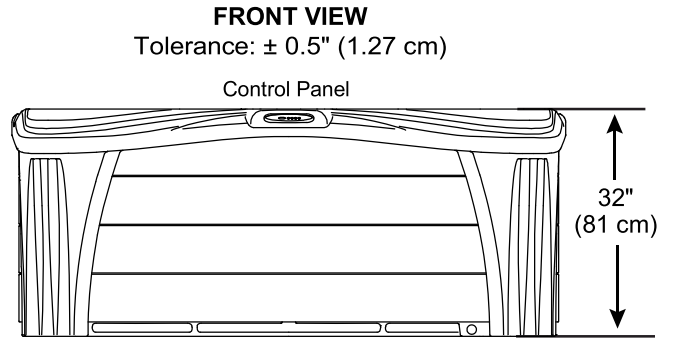
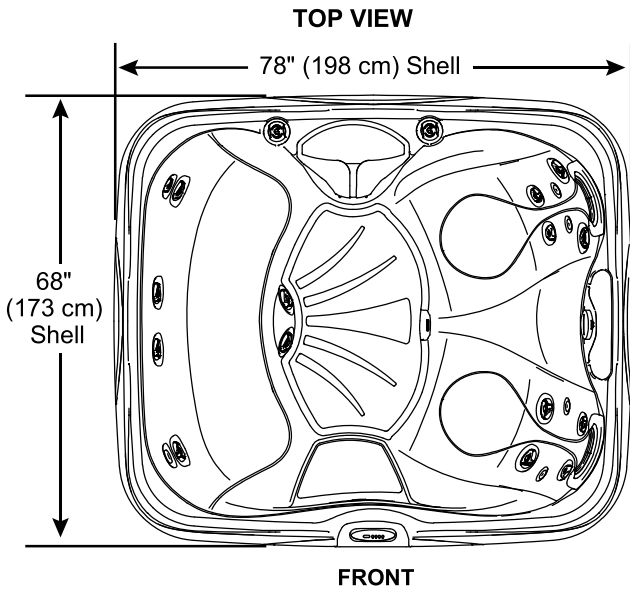
- A = 26.50" (67.31 cm)
- B = 26.25" (66.68 cm)
- C = 26.50" (67.31 cm)
- D = 26.25" (66.68 cm)
- E = 28.30" (71.87 cm)
- F = 18.00" (45.72 cm)
- G = 30.50" (77.47 cm)



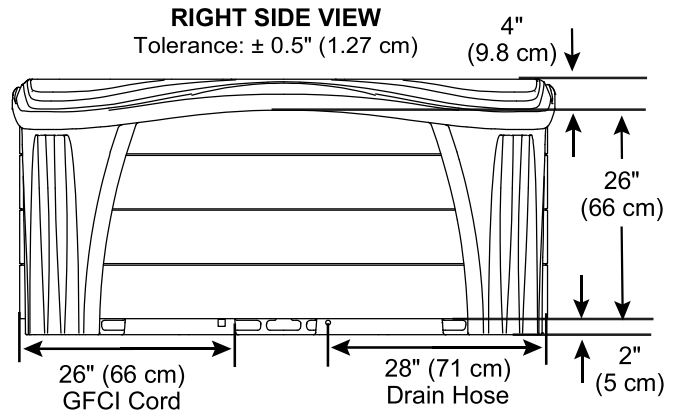
Dimensions/Specifications are Subject to Change Without Notice

Paisley 20 Jets

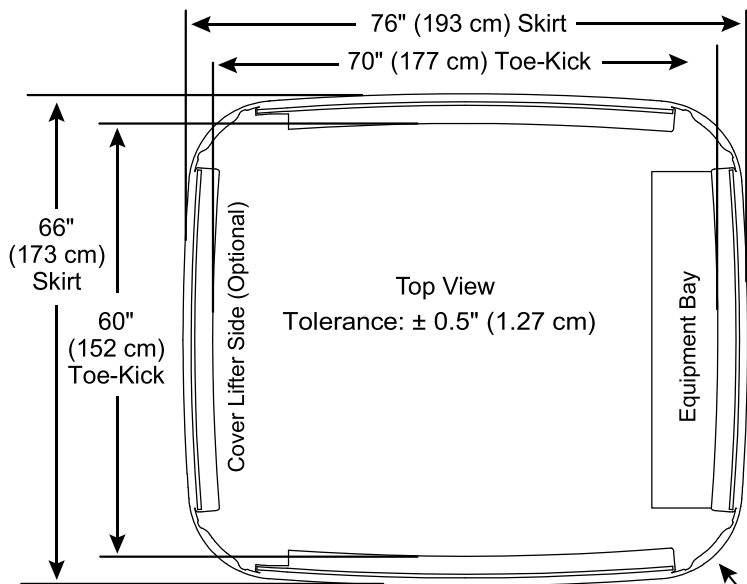
Dimensions



← **Behind the cabinet**
Equipment Bay/Pump Access



IMPORTANT! Always measure each hot tub for exact dimensions BEFORE designing its foundational support and/or decking.



4 x $\approx R12.0"$
($\approx R30.5$ cm) Shell

Dimensions/specifications subject to change without notice. Tolerance $\pm 0.5"$ (1.27 cm)